

The Software Affiliate Story System

Learn how to build recurring affiliate commissions by promoting in-demand software with content.



Contents

Introduction	2
Why Software?	2
Finding the right software.....	4
Content Creation.....	7
1. Emotional Impact Story	8
2. Origin Story.....	8
3. Product Journey Story.....	8
4. Success Story Testimonial	8

10 ChatGPT Prompts for Mastering Modern Marketing.....	9
Actionable Marketing Strategies for Modern Businesses.....	9
5. Problem-Solution Anecdote.....	9
6. Customer Persona Story	9
7. Comparison Narrative.....	9
8. Interactive Use Case Story	9
9. Futuristic Vision Story	9
10. Behind-the-Scenes Story.....	10
Drive Traffic	17
Warming Up.....	17
The Magic.....	19

Introduction

Making Money online is easiest when you use a system that works by itself, but starting this takes a lot of study and some money. After working on this for years, I've made a good system that works on its own. It lets you earn well without doing too much work or spending too much money. I know this system very well, so if you follow the steps carefully, you will succeed. The process has three easy steps:

1. Find the right software
2. Create content
3. Drive traffic

Why Software?

Recurring Commissions = Compounding Income

Most software tools use **monthly or yearly subscriptions**, which means:

- You earn **every month**, not just once
- One referral can pay you **dozens of times**
- Your income grows as your user base grows (even without extra work)

This makes software affiliate offers far more powerful than one-time product promos.

High Perceived Value = Easier Conversions

Software solves **real, ongoing problems** (traffic, automation, design, productivity), so:

- Users are **already searching** for solutions
- Price resistance is lower (“It pays for itself”)
- Trials and freemium plans reduce buying friction

When something clearly saves time or makes money, people don’t need much convincing.

Bottom line

Promoting software lets you:

- Build **predictable, recurring income**
- Convert warmer, solution-aware buyers
- Scale without constantly chasing new launches

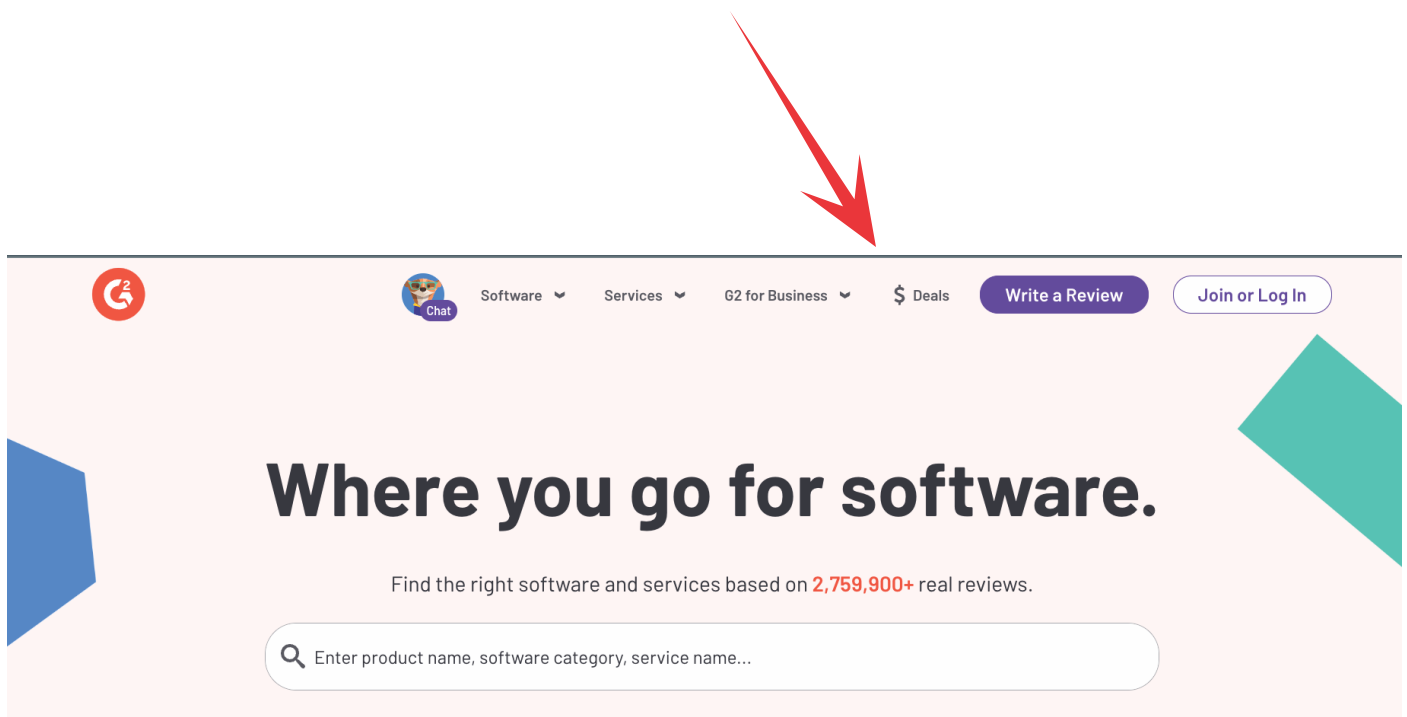
Finding the right software

First, go to G2.com.

This website helps you find and compare good business services and software. It shows what people are using and liking the most on the internet right now.

On this site, you need to do 2 things:

- Click on "\$ Deals"



- Then sort them by popularity

The screenshot shows a website interface for software deals. At the top, there are several offer cards with discount percentages: 100% off, 16% off, 10% off, and 10% off. Below these is a banner with the text "Know the most current deals immediately" and a "Subscribe now" button. A red arrow points to the "Sort By: popularity" dropdown menu. The main content area displays a list of software deals, with the first two being Slack and Salesforce Sales Cloud. Each deal card includes the software logo, name, star rating, number of reviews, a "Save to My Lists" button, and a detailed offer description. The Slack offer is for a 25% off eligible upgrade to Slack Pro and Business+ for 12 months. The Salesforce offer is for a 25% off eligible upgrade to Salesforce Sales Cloud for 12 months. A "Learn more" button is also present for the Slack offer.

100% off

16% off

10% off

10% off

Know the most current deals immediately

Subscribe now

Search software deals

Sort By: popularity

Slack

★★★★☆ (33,386)

Save to My Lists

Offer Details Overview

25% off eligible upgrades to Slack Pro and Business+ for 12 months

Slack goes beyond chat and video—it empowers teams to work more efficiently by automating everyday tasks, putting your most important conversations at the center, and connecting everyone instantly (right where they're already working). Limited time offer for companies with 200 or fewer users.

How to claim this offer

Claim offer by clicking "Get 25% OFF" CTA and completing the checkout flow!

Deals 25% off

Learn more

Salesforce Sales Cloud

★★★★☆ (22,758)

Save to My Lists

Offer Details Overview

This will show you the top software that many people use and like.

Now we need to write down a list of software that has an affiliate program. Here's how to do it:

In your Google Sheets list, write down the following for each piece of software:

Name of the software

URL of the website

Affiliate program (yes/no)

You can add more information if you want, but these are the main things.

	A	B	C
1	software	URL	Affiliate
2	murf	https://murf.ai/	Yes
3			
4			
5			
6			

Look at a lot of software options – find (40 to 50) different ones. For each software you find, join their **Affiliate Program**

For the purpose of this method, I'll use Murf.ai



Content Creation

Now that you've chosen a product (software) to promote, we need to write about it. Here's how:

We are going to use ChatGPT to help us out. You could write the content yourself, but ChatGPT is easier now.

Storytelling

Storytelling has become the most powerful marketing tool because it lets brands connect with their audiences on an emotional level.

In the next section, we'll talk about the art of storytelling and give you ten prompts to help you learn how to tell and sell stories in your marketing efforts.

1. Emotional Impact Story

Prompt: *"Create a heartfelt story that taps into the emotions of your audience. Craft a situation where your product or service significantly improved a customer's life aspect. Focus on the emotional journey they experienced and highlight how your offering played a pivotal role in their transformation."*

2. Origin Story

Prompt: *"Craft an engaging origin story for your brand or company. Begin with the founder's vision, the mission behind your product or service, and the journey that led to its creation. Emphasize the core values that align with your customer segment's desires and aspirations."*

3. Product Journey Story

Prompt: *"Develop a narrative that describes the journey of your product from conception to creation. Showcase the challenges faced, the solutions formulated, and the unwavering passion driving your team. Illustrate how the features of your product directly meet the needs and desires of your target customers."*

4. Success Story Testimonial

Prompt: *"Write a testimonial that mirrors the voice of a satisfied customer who achieved remarkable results with your product or service. Describe the initial struggle, how your offering*

solved their problem, and the specific outcomes they experienced. Authentic and specific details can make the testimonial more impactful.”

10 ChatGPT Prompts for Mastering Modern Marketing

Actionable Marketing Strategies for Modern Businesses

medium.aifastcash.com

5. Problem-Solution Anecdote

Prompt: *“Compose an engaging anecdote featuring a fictional character encountering a common problem. Narrate how your product or service provided the perfect solution, making the character delighted and their life easier. Showcase the pain points your offering addresses effectively.”*

6. Customer Persona Story

Prompt: *“Craft a compelling story tailored to a specific customer persona. Paint a vivid picture of their pain points and challenges, and how your product or service addresses them. Highlight the positive transformation and outcomes they experience due to your offering.”*

7. Comparison Narrative

Prompt: *“Write a narrative that compares your product or service with a traditional alternative. Showcase the drawbacks of the traditional approach and emphasize how your offering solves these issues. Substantiate your claims with concrete benefits that your offering delivers.”*

8. Interactive Use Case Story

Prompt: *“Develop an interactive story that involves your product or service. Describe a scenario where a user engages with your offering to overcome a particular challenge. Give the user choices that lead to positive outcomes, showcasing the value and versatility of your solution.”*

9. Futuristic Vision Story

Prompt: *“Imagine a future scenario where your product or service has become an integral part of your target customers’ lives. Paint a vivid picture of the transformative impact it has had on their life aspects, envisioning the positive change your offering brings about.”*

10. Behind-the-Scenes Story

Prompt: *“Create a behind-the-scenes narrative that highlights the dedication and hard work of your team. Showcase the passion, attention to detail, and commitment that goes into crafting your product or service. Share a specific instance where these efforts made a remarkable difference.”*

You can combine these prompts, use them 1 at a time, whatever works for you. Make sure though that your post reads like a human, has value and is interesting. Also use ChatGPT to create a great headline for your article, this is what hooks the reader and makes them want to read on.

Use **these seven simple secrets**, you’ll create headlines that are sure to attract the attention you desire and keep your readers hooked until the end.

1. Numbers Attract Attention

Internet readers are seeking to find what they’re looking for quickly — to find answers in easily consumable bites is what they want.

When numbers are included in the text, more interest is generated. Psychologically, our eyes are drawn to numbers.

Which example headline better draws your interest?

- “There Are Excellent Reasons Why Chicken Is Healthier Than Pork”

-or-

- “9 Excellent Reasons Why Chicken Is Healthier Than Pork”

Additional Note: Odd numbers always work better than even.

2. Use Punchy Adjectives

You need to grab the reader’s eye, and punchy adjectives do a good job at that. Seven adjectives that always work well:

- Exciting
- Magnificent
- Incredible
- Intoxicating
- Amazing
- Dynamic
- Inspiring

3. Stir Emotion

When you connect with your readers’ emotions, you ignite their inspiration, drawing them deeper into your story. What makes you want to read a story?

Think about the words that capture the essence of your story. Summarize those feelings into emotionally charged words, and you’ll craft a headline that hooks potential readers.

4. Use Words Successful Writers Use

The following eleven words are proven to be “hot words” that people typically respond to quickly.

- Free
- Guaranteed
- Easy
- Huge
- Discover
- Save
- Proven
- Instant
- Fast
- Premium
- Secret

5. Create A Positive Reputation

Clickbait is a shocking headline that overpromises and under-delivers in the article's content. The clickbait title often has nothing to do with the interior story. Social media is lousy with them.

You want to have the reputation of providing what you promise in your headline. Clickbait establishes a negative reputation, and readers quickly catch on that you're don't offer what you promise.

Here are five potential examples of a clickbait title:

① "You Won't Believe What Happens Next! These 10 Photos Left Us Speechless"

- This headline plays on the reader's curiosity about the unexpected outcomes shown in the photos.

② "Doctors Hate Him! Discover the Simple Trick That Can Add Years to Your Life"

- This suggests there's a controversial secret that professionals don't want you to know, creating intrigue.

③ "This One Weird Trick Can Save You Hundreds on Your Energy Bills"

- By claiming to offer a strange but effective cost-saving tip, this headline targets personal finance interests.

④ "They Bought a House for \$1, and What They Found Inside Is Incredible!"

- The surprising low cost and the promise of an incredible discovery inside the house pique curiosity.

5 “Find Out What Your Birthdate Says About Your Future Success”

- This headline suggests that personal information (birthdate) could reveal significant, personalized predictions about the reader’s future.

Each of these headlines uses sensational language or promises revelations to drive clicks, typical of clickbait strategies.

Create a reputation among your existing and future readership as someone they can count on to deliver on the promises of your headlines.

6. Make Headlines Feel Personal

When the headline feels like the beginning of a deeper personal conversation, it attracts more readership.

- “Discover Your Path: How Personal Challenges Shape Our Journeys”
- “From My Kitchen to Yours: Family Recipes That Tell Our Story”
- “Behind Every Smile: Personal Stories of Triumph Over Adversity”
- “Crafting Your Space: Tips for Personalizing Your Home on a Budget”
- “Meet Your Goals: Personalized Strategies for Success in Your Career”

7. Stir Curiosity

Craft headlines that pique interest without giving everything away. Arousing curiosity can compel readers to click through and engage with the content to satisfy their curiosity.

- “What Everyone Gets Wrong About Starting a Small Business”
- “The Secret Ingredient That Top Chefs Won’t Tell You About”
- “Why This Year’s Election Could Change Everything”

The difference with curiosity creating headlines rather than clickbait is whether or not the article's content fulfils the headline's promise.

A Final Word

Your stories deserve readers, right? If not, why are you putting the energy into writing them?
😊 (Of course, they deserve readers)! So, let’s do everything we can to engage them from the beginning!

Once you're satisfied with your post, past it into a blank Google Doc.

Do this again two more times. Don't sell anything or include affiliate links in the first 2 posts. Just write content that is interesting and useful.

Use the same prompts. Make sure it sounds like a person wrote it, is interesting, and has a title that grabs people's attention. In this way, you'll have three blog posts: one that sells and two that don't.

The 3rd post must have affiliate links in. At the bottom, add an affiliate disclaimer like this: "This post contains affiliate links. If you make a purchase through them, I earn a small commission at no extra cost to you. Thank you for your support." **This step is very important.**

Drive Traffic

Now, let's get some traffic. Medium.com is a huge platform with over 135.7 million visits each month.

Total Visits ⓘ	Bounce Rate ⓘ	Pages per Visit ⓘ	Avg Visit Duration ⓘ
135.7M	71.29%	2.00	00:02:13

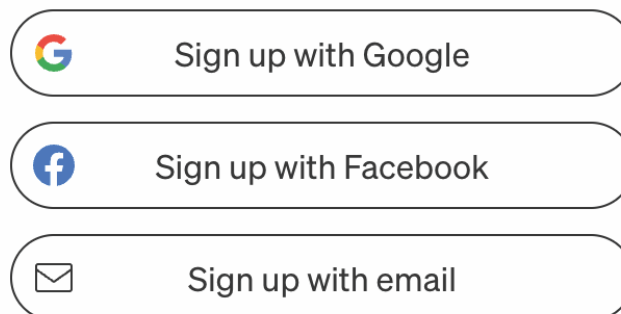
Don't think you know everything about it yet; I have a secret way to make posts go viral, show up on Google, and make money.

Just posting isn't enough. You can upload stories, articles, and blog posts about anything to Medium. Make a free account, upload your article, and Medium will share it with its readers. This will bring a lot of free traffic to your affiliate links.

Go to Medium's and register for an account if you haven't already done so. Simply click on the "Get Started" button and complete the sign-up process.



Join Medium.



Already have an account? [Sign in](#)

Click "Sign up" to agree to Medium's [Terms of Service](#) and acknowledge that Medium's [Privacy Policy](#) applies to you.

Once you log in, you will need to choose topics that interest you. Pick the ones that go with the topics you want to write about on your blog. You might choose things like Artificial Intelligence, Productivity, and Technology, for example. Click the "Continue" button to move on after you've made your choices.

What are you interested in?

Choose three or more.

Programming +

Data Science +

Technology ✓

Self Improvement +

Writing +

Relationships +

Machine Learning +

Productivity ✓

Politics +

Cryptocurrency +

Psychology +

Money +

Business +

Python +

Health +

Science +

Mental Health +

Life +

Software Development ✓

Startup +

Design +

JavaScript +

Artificial Intelligence ✓

Culture +

Software Engineering +

Blockchain +

Coding +

Entrepreneurship +

React +

UX +

Education +

History +

Humor +

Web Development +

Work +

Lifestyle +

Society +

Deep Learning +

Marketing +

Books +

Nft +

Social Media +

Leadership +

Android +

Apple +

Women +

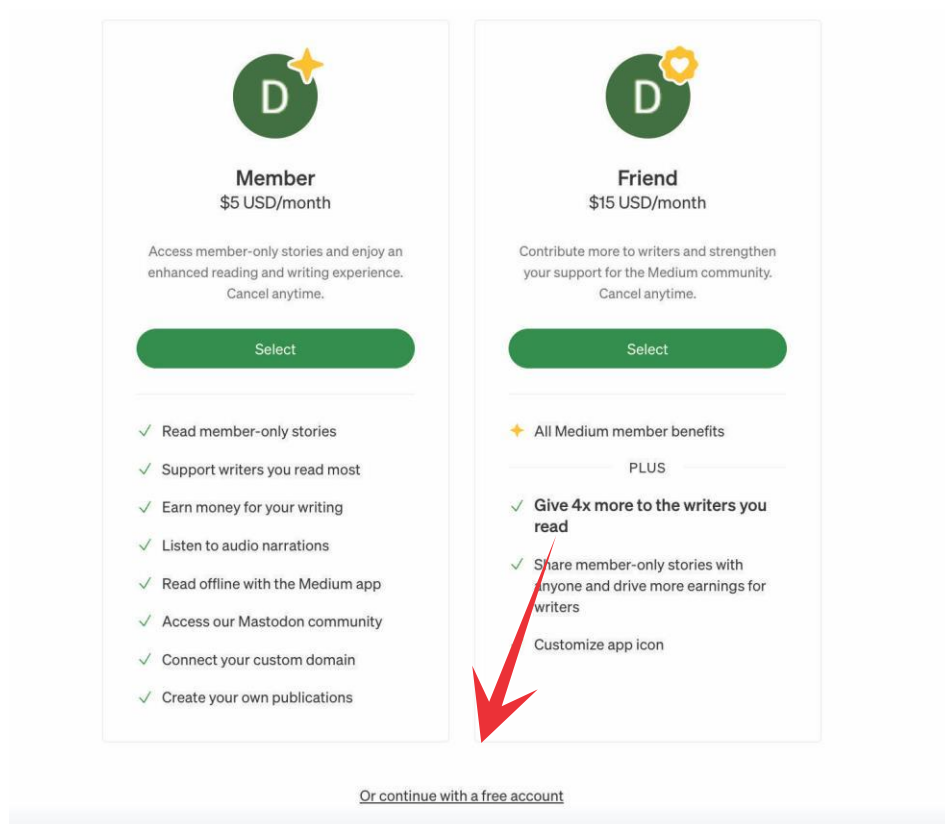
Mindfulness +

Sexuality +

Show more

Continue

You only need a free account, so click on continue with free account



Next, at the top of the page, click on "Write." This is where you will put one of your blog posts. Pick the post where you're not trying to sell anything.



We'll put our content there, but make sure it doesn't have any links to affiliate sites. This post will help our Medium account look real and show that we're not trying to sell you anything.

 Draft in Disout Saved

Publish

...

The Future of AI: A Brave New World of Automation

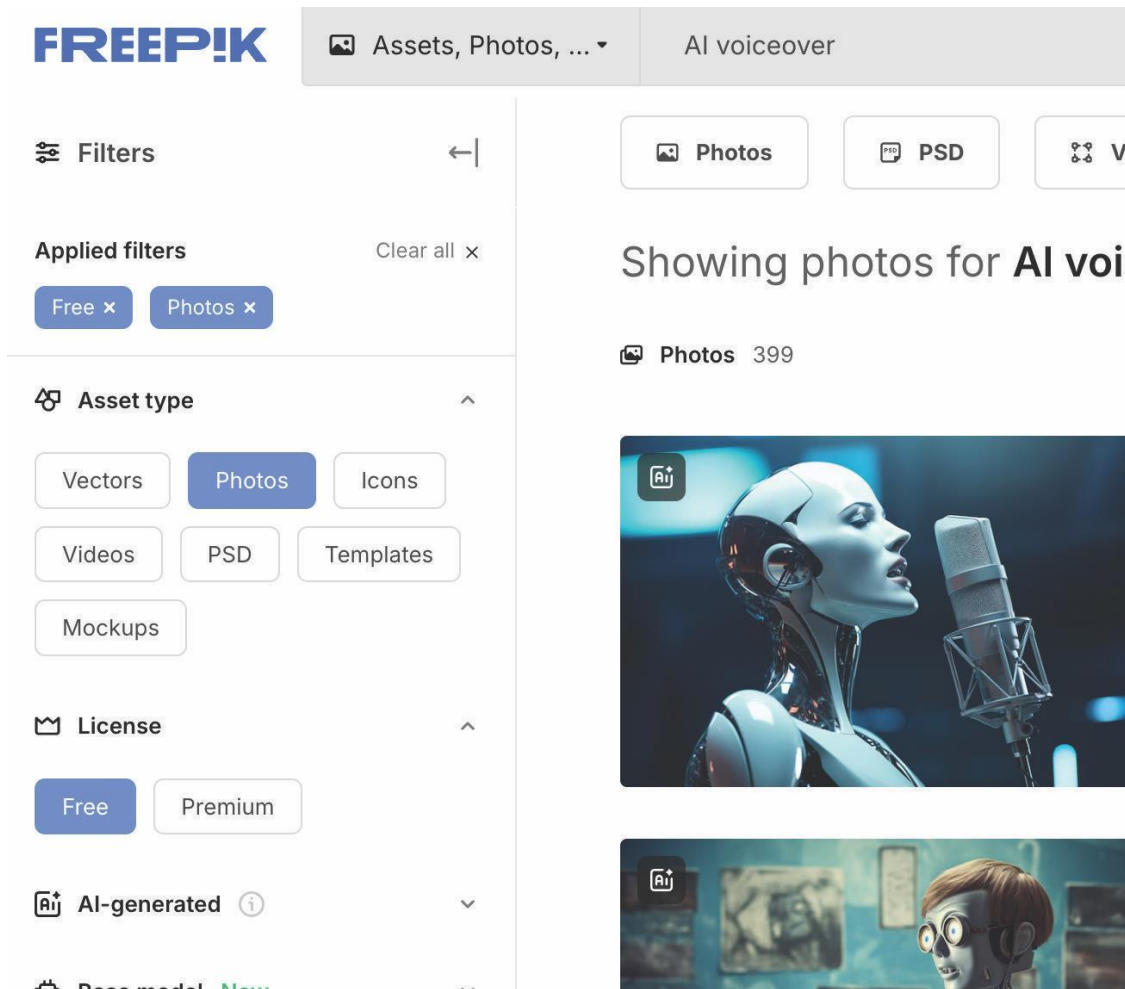
In the not-so-distant past, the idea of artificial intelligence (AI) was confined to the realms of science fiction. Fast forward to today, and AI is not only a reality but is also rapidly transforming the landscape of work as we know it. From self-driving cars to virtual assistants, AI is making its presence felt across various industries, and one of the most significant impacts is on the job market. As AI continues to evolve, it is poised to take over many human jobs, leading to both excitement and anxiety about the future.

AI: The New Workforce

AI's ability to process vast amounts of data and perform complex tasks with precision and speed is unparalleled. This has led to its adoption in industries such as healthcare, finance, manufacturing, and more. In healthcare, AI algorithms can analyze medical images with remarkable accuracy, assisting doctors in diagnosing diseases. In finance, AI-driven algorithms are used for trading and risk management. making decisions in

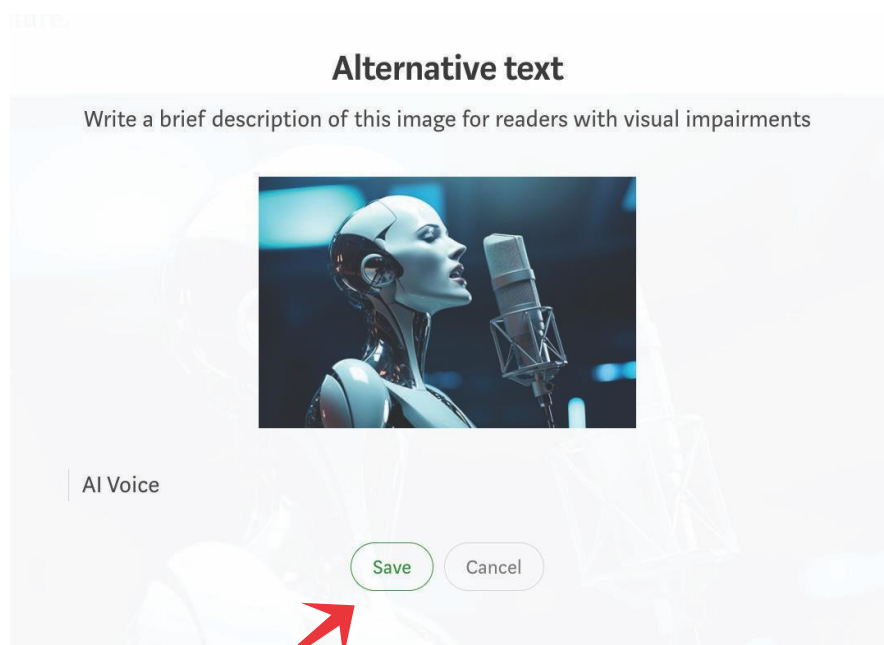
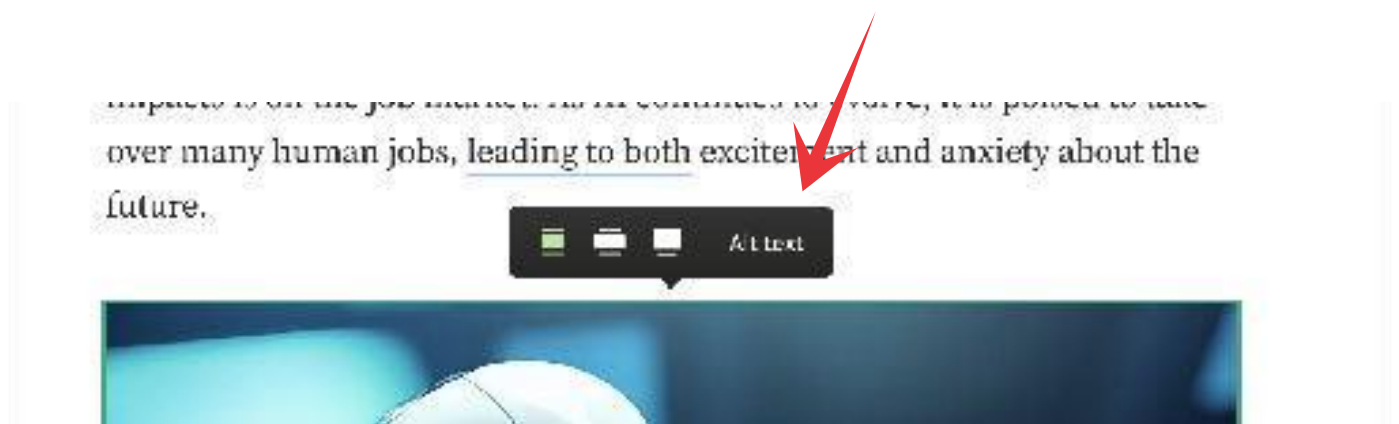
This step is very important for the plan to work. If you start by posting links to sell things right away, it will hurt your reach and your plan won't work as well.

Remember to add some pictures. Use free sites like Freepik to get pics, make sure you click the license type as free



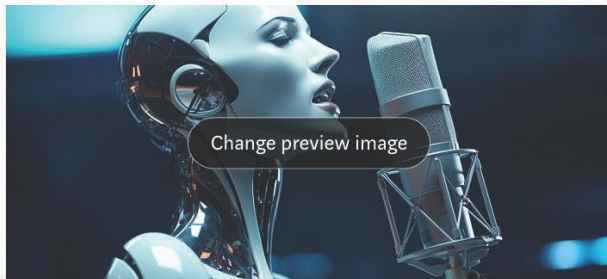
You can easily add these pictures to your post by uploading them (dragging them from your computer). This will make your blog post look better and more interesting to people who read it.

You can also add words to describe your pictures. This is called "alt text" and it helps your post show up better when people search. For each picture, you can write something simple like "AI voice" or something that fits what the picture shows.



Then Hit "Save"

Story Preview



Change preview image

The Future of AI: A Brave New World of Automation

In the not-so-distant past, the idea of artificial intelligence (AI) was confined to the realms of science fiction. Fast forward to today...

138/140

Note: Changes here will affect how your story appears in public places like Medium's homepage and in subscribers' inboxes — not the contents of the story itself.

Publishing to: XWealth

Add or change topics (up to 5) so readers know what your story is about

Artificial Intelligence × Add a topic...

[Learn more](#) about what happens to your post when you publish.

Publish now

Schedule for later

Then, it will ask you to pick some topics.

These subjects are very important. You should use every space they give you. Include subjects like AI, artificial intelligence, technology, and web development. When people are looking around on Medium, these topics help them find your post.

Warming Up

Your first post might not get any views. You can share the link on social media to get some people to see it. You don't need a lot of followers for it to go viral. Medium will see you as a real writer, not just someone trying to get attention, if a few real people read your work.

To get some attention, share your link on Reddit and in Facebook groups, especially those that are related to your topic.

Post your second article you wrote, the one without affiliate links.

Don't post the article with affiliate links for a few days. Upload the article with the links after your account has been active for a while.

Each time you mention the product, add a hyperlink by clicking and pasting your affiliate link from the program.

Now, follow the same steps as before to upload the article that has the affiliate links. Paste your article, and every time you talk about the product, click and paste your affiliate link from the program to add a link.

more. However, AI-generated voices are now becoming increasingly sophisticated, posing a challenge to human voiceover artists.

Paste or type a link...



I used Murf.ai Text-to-speech tool for adding voiceovers to marketing videos and presentations. I was amazed at the quality of the voices and the easy-to-use UI of the TTS editor



When you start, don't add too many affiliate links. Include only one or two near a call to action, especially at the beginning.

The Magic

I need to make one thing very clear before I tell you about this special trick: the posts you put on Medium have to be really good.

You can't just use this next trick with any old bad content and expect it to work well. It might work a few times at first, but it won't last.

The most important thing is to write interesting, high-quality content for Medium. Don't try to save time by using simple AI-generated content and then moving on to the next step.

You should definitely make things that people want to read. Spend more time writing great content with great titles. After that, you can use the trick I'm about to tell you.

Now here's what we want to do, head over to Fiverr.com and search for "Medium article promotion".

The screenshot shows the Fiverr homepage with a search bar containing "medium article promotion". Below the search bar, there are navigation links for various categories like Graphics & Design, Programming & Tech, etc. A "Suggested" section lists related services. The main results section is titled "Results for medium article promotion" and shows 478 results. Four service cards are visible, each with a seller's profile, level, description, rating, and price.

Seller	Level	Description	Rating	Price
Moinul Islam	Level 2	I will viral promote your medium article	★ 4.8 (302)	From \$5
Fardausi B	Level 1	I will organic viral promote your medium articles	★ 4.7 (15)	From \$5
Swopna P	Level 2	I will do massive promotion for your medium article	★ 4.9 (77)	From \$10
Ali Mohsin	Level 2	I will write and publish your article on premium guest post medium.com for...	★ 4.7 (16)	From \$5

Some people will offer this service. They say they can help your article get a lot of attention. But that's not what we want them to do. Find the people who say they can help you get more "claps" on your article.

On Medium, "claps" are the same as "likes."

You can pay someone to help you get more likes on your article. For instance, you can get 3,000 claps for \$5 here, which can help your article go viral on Medium.

🏠 / Digital Marketing / Social Media Marketing / Organic Social Promotions

👍 269

I will viral promote your medium article



Moinul Islam | Level 2 ♦♦
★ 4.8 (303) | 8 orders in queue



Basic	Standard	Premium
BASIC Medium Promotion		\$5
Promote your medium article and get 3000 claps 60 times with some follows & comments		
🕒 1-day delivery		
✓ 1 platform		
Continue →		
Compare packages		
Contact me ▾		

Repeat this process with the other software's you found earlier. Don't expect to make big money straight away, it takes time.

The cool thing is, you put the posts up, get claps and over time more and more people will read your article, making your commissions grow over time.

Lets' Recap

There are basically 3 steps to this

1. Find software people are looking for with an affiliate program
2. Create content as laid out in the course
3. Drive traffic on Medium

And obviously make commissions.

I have been using this method for quite a while now, and I still see commissions coming in from posts I wrote more than a year ago, bottom line this works. Don't let the simplicity of the system fool you.

Go and get started now, not tomorrow or next week. NOW.